

Periodic Contracts Approvals

From Date
5/16/2020

Contracts executed or modified during the period - 5/16/2020
to 8/15/2020

To Date
8/15/2020

	Count of Contracts	Committed this Period
Procurement Contracts > 1year	64	\$11.6M
Competitive Program Contracts > \$3M	15	\$569.1M
Non-competitive Program Contracts > \$1M	1	\$0.5M
Grand Total	80	\$581.2M

Contracts anticipated to be executed or modified during the
period - 5/16/2020 to 8/15/2020

	Count of Contracts	Anticipated Amount
Procurement Contracts > 1year	30	\$15.7M
Competitive Program Contracts > \$3M	10	\$84.7M
Non-competitive Program Contracts > \$1M	0	\$0.0M
Grand Total	40	\$100.4M

NYSERDA PERIODIC CONTRACTS APPROVAL REPORT: Section 1
Summary - 5/16/2020 to 8/15/2020

Category	Report Type	Type	Count of Contracts	Committed this period
PCMT	Procurement	Competitive	42	\$9,747,295
		Discretionary	17	\$1,026,899
		Non-Competitive	5	\$812,771
	Total		64	\$11,586,966
PGRM	Procurement	Competitive	15	\$569,106,953
		Non-Competitive	1	\$515,000
	Total		16	\$569,621,953
Grand Total			80	\$581,208,919

NYSERDA PERIODIC CONTRACTS APPROVAL REPORT - 5/16/2020 to 8/15/2020

Category	Initiative	Type	Term > 1 Year	Contract ID	Contractor	Contract Description	Date	Committed this period	Committed to Date	Amt Paid this Period	Amt Paid to Date
PCMT		Discretionary	Y	156051	Blank Rome LLP	NYGB Legal	07/22/2020	\$50,000	\$50,000	\$5,000	\$5,000
		Discretionary	Y	156072	Pricewaterhouse Coopers, LLC	Daroga Tax Consulting Services	07/22/2020	\$10,000	\$10,000		
	Air Source Heat Pumps	Discretionary	Y	153829	Owahgena Consulting, Inc.	Heat Pump Technical Assistance	04/30/2020	\$50,000	\$50,000	\$26,031	\$26,031
	Cl Engy Siting & Soft Cost Red	Competitive	Y	154360	Brattle Group Inc.	Build Ready	05/22/2020	\$150,000	\$150,000		
	Clean Energy Communities	Non-Competiti..	Y	149636	Randstad North America, Inc.	Temp Services	12/30/2019	\$143,000	\$164,600	\$11,460	\$22,379
	CLEAN TRANSPORTATION	Competitive	Y	156628	Wendel Energy Services, LLC	NY Truck Voucher Prg. - Wendel	08/05/2020	\$20,000	\$20,000		
	Code to Zero	Competitive	Y	153604	Karpman Consulting, LLC	KARPMAN TWO#1 Training	04/20/2020	\$414,702	\$414,702		
		Discretionary	Y	155466	John Hans Lee	Support-Bldg Decarbonization	07/06/2020	\$500,000	\$500,000		
	Combined Heat and Power	Competitive	Y	122632	Energy & Resource Solutions, Inc.	RFP 3643 Tech To Market	01/16/2018	\$350,000	\$2,350,000	\$82,953	\$1,956,490
	Commercial Real Estate Ten	Competitive	Y	155547	Green Light New York, Inc.	Energy Efficiency Training TWO	07/08/2020	\$429,822	\$429,822		
	Electric Vehicles - Innovation	Non-Competiti..	Y	150855	The Cadmus Group, LLC	TWO 5 Clean Transp Roadmap	01/31/2020	\$93,592	\$1,393,592	\$360,782	\$360,782
	ENERGY ANALYSIS	Competitive	Y	154102	Randstad North America, Inc.	Payroll Services_Policy Dev	05/12/2020	\$164,600	\$164,600	\$11,713	\$11,713
		Competitive	Y	155192	Energy and Environmental Economics Inc.	TWO#23 CLCPA Techno-Economic	06/25/2020	\$652,131	\$652,131		
		Competitive	Y	156808	Abt Associates Inc.	TWO 2 formerly 30191 TWO #5	08/10/2020	\$100,000	\$100,000	\$20,329	\$20,329
		Discretionary	Y	150710	ICE Data, LP	ENERGY ANALYSIS	01/29/2020	\$480	\$20,700	\$2,960	\$2,960
	Environmental Research	Competitive	Y	154006	Ecology & Environment, Inc.	Owner's Engineering	05/05/2020	\$791,245	\$791,245		
		Competitive	Y	155697	Consensus Building Institute, Inc.	TWO #1 -Facilitator	07/13/2020	\$43,330	\$43,330		
		Competitive	Y	155698	Eastern Research Group, Inc.	TWO #2 Coordinator Assessment	07/13/2020	\$25,427	\$25,427		
		Discretionary	Y	154665	Praveen Amar	Science Advisors	06/04/2020	\$48,000	\$48,000	\$25,200	\$25,200
		Discretionary	Y	154668	American Society of Adaptation Professio	Climate Change Research	06/04/2020	\$49,500	\$49,500		
		Discretionary	Y	154671	George Hidy	Science Advisor	06/04/2020	\$48,000	\$48,000	\$1,400	\$1,400
		Discretionary	Y	154672	Daniel J Jacob	Science Advisor	06/04/2020	\$48,000	\$48,000	\$10,800	\$10,800
		Discretionary	Y	154674	Dr. Richard Schlesinger	Science Advisors	06/04/2020	\$48,000	\$48,000	\$5,700	\$5,700
	Geothermal Incentive Program	Competitive	Y	127559	L&S Energy Services, Inc.	3695 TWO Umbrella Agreement	06/04/2018	\$50,000	\$450,000	\$1,496	\$15,894
		Competitive	Y	148235	Energy & Resource Solutions, Inc.	TWO 6 - Performance Monitoring	11/27/2019	\$190,046	\$1,318,975	\$135,593	\$575,414
	Home Perf w Energy Star	Competitive	Y	107771	CLEARresult Consulting, Inc.	Centralized Services & Support	12/08/2016	\$70,000	\$8,436,854	\$431,549	\$6,499,176

NYSERDA PERIODIC CONTRACTS APPROVAL REPORT - 5/16/2020 to 8/15/2020

Category	Initiative	Type	Term > 1 Year	Contract ID	Contractor	Contract Description	Date	Committed this period	Committed to Date	Amt Paid this Period	Amt Paid to Date
PCMT	Home Perf w Energy Star	Competitive	Y	127558	Honeywell International Inc.	3695 TWO Umbrella Agreement	06/04/2018	\$651,400	\$2,531,400	\$76,359	\$1,407,959
	Low-Income Forum on Energy	Non-Competiti..	Y	116343	TRC Energy Services	LIFE Implementation Services	07/26/2017	\$34,964	\$291,075	\$48,776	\$193,474
	New Construction- Housing	Competitive	Y	117989	Arcadis of New York, Inc.	Staff Augmentation Services	09/08/2017	\$780,651	\$1,427,446	\$16,797	\$331,946
		Non-Competiti..	Y	152645	New Buildings Institute, Inc.	CNB Roadmap Writing	03/17/2020	\$359,058	\$359,058		
NEW YORK GREEN BANK		Competitive	Y	46964	Luminate, LLC	Outside Technical and Eng. Srv	09/05/2014	\$13,379	\$55,761	\$13,379	\$55,638
		Competitive	Y	98838	DealCloud Inc.	DealCloud Licensing	05/24/2016	\$216,360	\$475,465	\$108,180	\$367,285
		Competitive	Y	109917	BDO USA LLP	Background Investigation Servi	02/07/2017	\$15,100	\$54,750	\$9,600	\$49,250
		Competitive	Y	149695	Holland & Knight LLP	RFP 12 - NYGB Legal Services	12/31/2019	\$47,821	\$173,529	\$47,821	\$173,529
		Discretionary	Y	150958	PLB Oil & Gas Consult LLC	NEW YORK GREEN BANK	02/04/2020	\$50,000	\$100,000	\$43,065	\$68,110
		Discretionary	Y	155699	The Coalition for Green Capital	GBN 2020 Membership Dues	07/13/2020	\$7,000	\$7,000	\$7,000	\$7,000
NYSERDA ADMINISTRATION		Competitive	Y	62858	Marshall & Sterling, Inc.	Property Liability and Other	04/20/2015	\$4,513	\$1,119,215	\$19,814	\$1,119,215
		Competitive	Y	107299	CLEAResult Consulting, Inc.	Phone Email & Web Support	11/28/2016	\$75,198	\$513,202	\$10,342	\$434,453
		Competitive	Y	120292	GCOM Software LLC	Salesforce	11/07/2017	\$1,440,000	\$5,491,135	\$361,495	\$4,185,038
		Competitive	Y	124908	First Columbia Property Services, LLC	Property Management	03/27/2018	\$234,712	\$753,757	\$59,571	\$535,377
		Competitive	Y	133389	mindSHIFT Technologies, Inc.	RFP 3919-Sitecore CMS Admin	11/01/2018	\$500,000	\$1,300,000	\$126,188	\$608,745
		Competitive	Y	154392	Triad Technology Partners LLC	Tableau Desktop Maintenance	05/26/2020	\$70,320	\$70,320	\$70,320	\$70,320
		Competitive	Y	154398	NYS Office of Information Technology Ser	Office 365 2020 - 2021	05/26/2020	\$178,776	\$178,776	\$43,157	\$43,157
		Competitive	Y	154591	Tech Valley Talent, LLC	TWO SR. Software Engineer Anan	06/02/2020	\$173,550	\$173,550	\$7,343	\$7,343
		Competitive	Y	154815	Hewlett-Packard Enterprise Company	HPE Renewal Maintenance 1 yr.	06/11/2020	\$5,319	\$5,319		
		Competitive	Y	155467	Tech Valley Talent, LLC	TWO Software Dev. Mgr. Yates	07/06/2020	\$263,250	\$263,250		
		Competitive	Y	155975	Provantage, LLC	Lenovo Laptops - Provantage	07/20/2020	\$5,075	\$5,075		
		Competitive	Y	156012	ESRI, Incorporated	ArcGIS Desktop / Spatial 20-21	07/21/2020	\$22,200	\$22,200		
		Competitive	Y	156288	Systems Management Planning, Inc.	VMware Support for View 1yr	07/28/2020	\$35,617	\$35,617		
		Competitive	Y	156475	Center for Internet Security Inc	CIS SM Monitoring - 3yrs	07/31/2020	\$22,320	\$22,320		
Competitive	Y	156641	NYS Office of Information Technology Ser	Office 365 - Outstanding Bal.	08/06/2020	\$79,929	\$79,929				
Competitive	Y	156642	Atlantic Data Security, LLC	Checkpoint for 1333 Broadway	08/06/2020	\$89,231	\$89,231				

NYSDA PERIODIC CONTRACTS APPROVAL REPORT - 5/16/2020 to 8/15/2020

Category	Initiative	Type	Term > 1 Year	Contract ID	Contractor	Contract Description	Date	Committed this period	Committed to Date	Amt Paid this Period	Amt Paid to Date
PCMT	NYSDA ADMINISTRATION	Discretionary	Y	154099	Concur Technologies, Inc.	Concur Services 2020-2022	05/11/2020	\$40,000	\$40,000	\$1,315	\$1,315
		Discretionary	Y	154188	Systems Management Planning, Inc.	ManageEngine Desktop/ AD 1yr	05/14/2020	\$10,419	\$10,419	\$10,419	\$10,419
		Discretionary	Y	154920	Sitecore USA, Inc.	Sitecore Subscription Licensin	06/15/2020	\$49,500	\$49,500	\$49,016	\$49,016
	Pay for Performance	Competitive	Y	144450	Energy & Resource Solutions, Inc.	TWO 4 - P4P Event Evaluation	09/04/2019	\$53,716	\$213,716	\$4,750	\$4,750
	Pub Transit & Elect Rail	Competitive	Y	156476	TRC Energy Services	SA.063_TWO #22 - T2M	07/31/2020	\$265,372	\$265,372		
	Real Time Enrgy Management	Competitive	Y	117928	Allegis Group Holdings Inc	Staff Augmentation Services	09/06/2017	\$180,785	\$1,855,518	\$125,282	\$1,096,554
	REC:CES REC System Dev Costs	Competitive	Y	144446	Siemens Industry, Inc.	TWO #1: 100x40 Study	09/04/2019	\$100,000	\$900,000		\$203,917
	Subscription/Data Access	Discretionary	Y	102013	Infogroup Government Division	Infogroup	08/05/2016	\$12,500	\$512,500	\$12,500	\$412,500
	Talent Pipeline:CE and OJT	Non-Competiti..	Y	155911	Research Foundation of The City	TWO Umbrella Agreement #148934	07/17/2020	\$182,157	\$182,157		
	Technical Services	Competitive	Y	156483	Noresco LLC	IAQ - Tech Review - NORESOCO	07/31/2020	\$71,400	\$71,400		
WEST VALLEY DEVELOPMENT PROGRAM	Competitive	Y	155706	Joseph R Chimera	Ops and Maintenance	07/13/2020	\$700,000	\$700,000			
	Discretionary	Y	154922	NYS Department of Health	RML Triennial Bill	06/15/2020	\$5,500	\$5,500	\$5,500	\$5,500	
PGRM	>200KW PV	Competitive	Y	155214	ESNY-IBM-Yorktown LLC	>200KW PV	06/26/2020	\$4,376,680	\$4,376,680		
		Competitive	Y	156067	Abundant Solar Power Inc.	NY Sun	07/22/2020	\$3,638,606	\$3,638,606		
	Cleantech Incubator	Competitive	Y	110469	New York University	PON3413 Clean Energy Incubator	02/17/2017	\$1,500,000	\$4,000,000		\$1,384,750
	Environmental Research	Competitive	Y	153330	Gardline Marine Sciences Inc	G&G Investigation for OSW	04/09/2020	\$6,142,402	\$6,142,402	\$1,432,500	\$1,432,500
	ESTOR:Retail Storage Incentive	Competitive	Y	155151	Agilitas Energy, LLC	Retail Storage	06/24/2020	\$4,500,000	\$4,500,000		
	FUEL NY	Non-Competiti..	Y	37615	NIC Holding Corp	NYS Strategic Gasoline Reserve	11/22/2013	\$515,000	\$13,040,708	\$125,850	\$12,552,305
	Nat'l OffShWind R&D Consortium	Competitive	Y	140398	National Wind Technology Consortium, Inc	National OSW R&D Concoritium.	05/20/2019	\$450,000	\$5,596,103	\$127,684	\$1,264,822
	REC:CES REC Contracts	Competitive	Y	121290A	Rising Solar, LLC	REC:CES REC Contracts	02/26/2019	\$17,378,550	\$17,378,550		
		Competitive	Y	135316	SED NY Holdings	SED Watkins Road Solar I	12/18/2018	\$15,457,722	\$15,457,722		
		Competitive	Y	135317	SED NY Holdings	SED Skyline Solar - RESRFP18-1	12/18/2018	\$15,759,750	\$15,759,750		
Competitive		Y	135319	SED NY Holdings	SED Dog Corners Solar	12/18/2018	\$15,913,702	\$15,913,702			
Competitive		Y	135621	Silver Lake Solar LLC	Silver Lake Solar	12/28/2018	\$19,252,800	\$19,252,800			
Competitive		Y	135627	SunEast Renewables LLC	Manchester Solar	12/28/2018	\$17,134,785	\$17,134,785			
	Competitive	Y	148792	ConnectGen Chautauqua County LLC	South Ripley - RESRFP19-1	12/11/2019	\$170,838,976	\$170,838,976			

NYSERDA PERIODIC CONTRACTS APPROVAL REPORT - 5/16/2020 to 8/15/2020

Category	Initiative	Type	Term > 1 Year	Contract ID	Contractor	Contract Description	Date	Committed this period	Committed to Date	Amt Paid this Period	Amt Paid to Date
PGRM	REC:CES REC Contracts	Competitive	Y	148793	ELP Ticonderoga Solar LLC - ELP Ticonder	ELP Ticonderoga - RESRFP19-1	12/11/2019	\$15,821,608	\$15,821,608		
		Competitive	Y	148797	Terra-Gen Power Holdings II LLC	Prattsburgh - RESRFP19-1	12/11/2019	\$260,941,372	\$260,941,372		
Grand Total								\$581,208,919	\$627,975,704	\$4,096,989	\$37,615,455

NYSERDA PERIODIC CONTRACTS APPROVAL REPORT: Contractor Addresses - 5/16/2020 to 8/15/2020

Abt Associates Inc.	6130 Executive Boulevard	Rockville	MD	20852	FSBE				
Abundant Solar Power Inc.	700 West Metro Park	Rochester	NY	14623	NYSBE				
Agilitas Energy, LLC	401 Edgewater Place, Suite 105	Wakefield	MA	01880	FSBE				
Allegis Group Holdings Inc	7301 Parkway Drive	Hanover	MD	21076	FSBE				
American Society of Adaptation Professio	P.O. Box 980329	Ypsilanti	MI	48198	FSBE				
Arcadis of New York, Inc.	6723 Towpath Rd	Syracuse	NY	13214	NYSBE				
Atlantic Data Security, LLC	23 Shoddy Mill Road	Bolton	CT	06043	FSBE				
BDO USA LLP	PO Box 642743	Pittsburgh	PA	15264-2743	FSBE				
Blank Rome LLP	One Logan Square, 130 N. 18th Street	Philadelphia	PA	19103	FSBE				
Brattle Group Inc.	One Beacon St., Ste 2600	Boston	MA	02108	FSBE				
Center for Internet Security Inc	31 TECH VALLEY DR	EAST GREENBUSH	NY	12061	NYSBE				
CLEARresult Consulting, Inc.	4301 Westbank Dr., A-150	Austin	TX	78746	FSBE				
Concur Technologies, Inc.	601 108th Ave., NE, Ste 1000	Bellevue	WA	98004-4750	FSBE				
ConnectGen Chautauqua County LLC	South Ripley Solar and Storage	Houston	TX	77002	FSBE				
Consensus Building Institute, Inc.	100 Cambridgepark Drive	Cambridge	MA	02140	FSBE				
Daniel J Jacob	310 Mt. Washington Hotel Rd.	Bretton Woods	NH	03575	FSBE				
DealCloud Inc.	300 S. Tryon St., Suite 1200	Charlotte	NC	28202	FSBE				
Dr. Richard Schlesinger	PO Box 621	Millwood	NY	10546	NYSBE				
Eastern Research Group, Inc.	110 Hartwell Ave	Lexington	MA	02421	FSBE				
Ecology & Environment, Inc.	368 Pleasant View Dr	Lancaster	NY	14086-1397	NYSBE				
ELP Ticonderoga Solar LLC - ELP Ticonder	552 Massachusetts Ave	Cambridge	MA	02139	FSBE				
Energy & Resource Solutions, Inc.	120 Water Street, Suite 350	North Andover	MA	01845	FSBE				
Energy and Environmental Economics Inc.	2401 E Katella Ave.	Anaheim	CA	92806	FSBE				
ESNY-IBM-Yorktown LLC	805 3rd Ave Fl 20	New York	NY	10022	NYSBE				
ESRI, Incorporated	380 New York Street	Redlands	CA	92373	FSBE				
First Columbia Property Services, LLC	22 Century Hill Dr Ste 301	Latham	NY	12110-2116	NYSBE				
Gardline Marine Sciences Inc	Endeavor House	Great Yarmouth	NFK	RN30 3NG	FSBE				
GCOM Software LLC	24 Madison Ave Ext	Albany	NY	12203	NYSBE				
George Hidy	6 Evergreen Dr.	Placitas	NM	87043	FSBE				
Green Light New York, Inc.	31 Chambers St., Ste 609	New York	NY	10007	NYSBE				
Hewlett-Packard Enterprise Company	3000 Hanover Street	Palo Alto	CA	94304	FSBE				
Holland & Knight LLP	PO Box 864084	Orlando	FL	32886	FSBE				
Honeywell International Inc.	700 Airways Park Drive	East Syracuse	NY	13057	NYSBE				
ICE Data, LP	5660 New Northside Dr.	Atlanta	GA	30328	FSBE				
Infogroup Government Division	1020 East 1st St.	Papillion	NE	68046	FSBE				
John Hans Lee	DBA Distant Lands	New York	NY	10028	NYSBE				
Joseph R Chimera	d/b/a JR & Sons Excavating	Angola	NY	14006	NYSBE				
Karpman Consulting, LLC	78 Eastern Boulevard	Glastonbury	CT	06033	FSBE				
L&S Energy Services, Inc.	58 Clifton Country Road	Clifton Park	NY	12065	NYSBE				
Luminate, LLC	1801 Broadway, Ste 1620	Denver	CO	80202	FSBE				
Marshall & Sterling, Inc.	125 High Rock Ave., Ste 206	Saratoga Springs	NY	12866	NYSBE				
mindSHIFT Technologies, Inc.	500 Commack Rd., Ste 140	Commack	NY	11725	NYSBE				

NYSERDA PERIODIC CONTRACTS APPROVAL REPORT: Contractor Addresses - 5/16/2020 to 8/15/2020

National Wind Technology Consortium, Inc	1000 Innovation Rd.	Stony Brook	NY	11794	NYSBE				
New Buildings Institute, Inc.	623 SW Oak Street	Portland	OR	97205	FSBE				
New York University	740 Broadway Fl 6th	New York	NY	10003-9518	NYSBE				
NIC Holding Corp	225 Broad Hollow Rd	Melville	NY	11747	NYSBE				
Noresco LLC	510 Thornall St., Ste 170	Edison	NJ	08837	FSBE				
NYS Department of Health	Po Box 509	Albany	NY	12201-0509	NYSBE				
NYS Office of Information Technology Ser	State Capital ESP	Albany	NY	12220-0062	NYSBE				
Owahgena Consulting, Inc.	1883 Ballina Road	Cazenovia	NY	13035	NYSBE				
PLB Oil & Gas Consult LLC	2 Pinecrest Road	Riverside	CT	06878	FSBE				
Praveen Amar	119 Simonds Road	Lexington	MA	02420	FSBE				
Pricewaterhouse Coopers, LLC	4040 W. Boy Scout Boulevard	Tampa	FL	33607	FSBE				
Provantage, LLC	7576 Freedom Ave. NW	North Canton	OH	44720	FSBE				
Randstad North America, Inc.	PO Box 2084	Carol Stream	IL	60132-2084	FSBE	X			
Research Foundation of The City	University of New York	New York	NY	10036-7207	NYSBE				
Rising Solar, LLC	7650 Edinboroughway	Edina	MN	55435	FSBE				
SED NY Holdings	SunEast Dog Corners Solar LLC	West Chester	NY	19382	NYSBE				
	SunEast Skyline Solar LLC	West Chester	NY	19382	NYSBE				
	SunEast Watkins Road Solar I LLC	West Chester	NY	19382	NYSBE				
Siemens Industry, Inc.	85 Northpointe Parkway	Buffalo	NY	14228	NYSBE				
Silver Lake Solar LLC	7650 Edinborough Way	Edina	MN	55435	FSBE				
Sitecore USA, Inc.	101 California St.	San Francisco	CA	94111	FSBE				
SunEast Renewables LLC	SunEast Manchester Solar, LLC	Malvern	PA	19355	FSBE				
Systems Management Planning, Inc.	1020 John St	West Henrietta	NY	14586	NYSBE				
Tech Valley Talent, LLC	PO Box 935587	Atlanta	GA	31193-5587	FSBE	X			
Terra-Gen Power Holdings II LLC	Prattsburgh Wind LLC	New York	NY	10022	NYSBE				
The Cadmus Group, LLC	100 5th Ave., Ste 100	Waltham	MA	02451	FSBE				
The Coalition for Green Capital	1875 Connecticut Ave., NW, 10th Floor	Washington	DC	20009	FSBE				
TRC Energy Services	21 Griffin Rd North	Windsor	CT	06095	FSBE				
Triad Technology Partners LLC	7910 Woodmont Ave Suite 220	Bethesda	MD	20814	FSBE				
Wendel Energy Services, LLC	Centerpointe Corporate Park	Williamsville	NY	14221	NYSBE				

NYSDA PERIODIC CONTRACTS APPROVAL REPORT: Anticipated Contracts - 5/16/2020 to 8/15/2020

Category	Type	Term > 1 Year	Contract ID	Contractor	Contract Description	Reason	Date	Anticipated Amount	Total Contract Amount
PCMT	Competitive	Y	30191	Abt Associates Inc.	Flex Energy Tech Analysis 2	Added New Tasks	11/09/2012	\$100,000	\$970,943
	Competitive	Y	37380A	Frontier Energy, Inc.	Technical Review_Prgm Support	Added New Tasks	04/11/2018	\$15,000	\$474,891
	Competitive	Y	69939	AECOM Technical Services Inc.	Environmental Monitoring Suppo	Added New Tasks	07/28/2015	\$23,067	\$2,597,493
	Competitive	Y	85025	Tech Valley Talent, LLC	RFP3143 Umbrella Agreement	Added New Tasks	12/18/2015	\$81,938	\$7,639,070
	Competitive	Y	101128	ICF Resources, LLC	Tech Assist, REV Pool	New Agreement	07/15/2016	\$100,000	\$901,977
	Competitive	Y	104258	Sive Paget & Riesel PC	RFP 3300 & RFP 3776 Outside Co	Added New Tasks	09/27/2016	\$100,000	\$1,313,490
	Competitive	Y	107762	Rosenblum Property Services, LLC	STEP Property Mgmt Services	Added New Tasks	12/07/2016	\$21,747	\$911,322
	Competitive	Y	107771	CLEAResult Consulting, Inc.	Centralized Services & Support	Added New Tasks	12/08/2016	\$72,075	\$8,508,929
	Competitive	Y	117926	TRC Energy Services	Staff Augmentation Services	Added New Tasks	09/06/2017	\$1,866,963	\$7,942,614
	Competitive	Y	118163	D.L. English Consulting, Inc.	Indian Point Consultant	Added New Tasks	09/13/2017	\$50,000	\$406,475
	Competitive	Y	134906	New York Power Authority,	RTEM Data Store	New Agreement	12/07/2018	\$1,500,000	\$1,500,000
	Competitive	Y	137240	EME Consulting Engineering Group, LLC	SA.038A_TWO #7 - New Con	Added New Tasks	02/19/2019	\$268,938	\$798,543
	Competitive	Y	140703	Randstad North America, Inc.	Payroll Services_Web Ops	Added New Tasks	05/24/2019	\$48,165	\$102,188
	Competitive	Y	154094	Sustainable Endowment Institute	GRITS Goals Development - SEI	Added New Tasks	05/11/2020	\$50,000	\$50,000
	Competitive	Y	154265	American Solar Grazing Association, Inc.	PON 4270 PV Site Design	New Agreement	05/19/2020	\$198,000	\$198,000
	Competitive	Y	154268	DNV GL Energy USA, Inc.	PV Solar Site Design- PON 4270	New Agreement	05/19/2020	\$184,725	\$184,725
	Competitive	Y	154272	Cornell University	PON 4270 PV Site Design	New Agreement	05/19/2020	\$199,999	\$199,999
	Competitive	Y	154273	The Nature Conservancy	PV Site Design (PON 4270)	New Agreement	05/19/2020	\$198,000	\$198,000
	Competitive	Y	155231	Kelliher Samets Volk	KSV TWO 34 NYS Clean Heat	New Agreement	06/27/2020	\$9,500,000	\$9,500,000
	Competitive	Y	155978	Erdman Anthony & Associates, Inc.	Building 17 FlexTech Study TWO	Added New Tasks	07/20/2020	\$25,849	\$25,849
	Competitive	Y	156630	Tech Valley Talent, LLC	TWO QA Analyst - Beth Graves	Added New Tasks	08/05/2020	\$204,750	\$204,750
	Competitive	Y	156748	Rocky Mountain Institute	Empire Bldg. Challenge - RMI	New Agreement	08/07/2020	\$179,007	\$179,007
	Competitive	Y	156896	TRC Energy Services	SA.061_TWO#23 - Multifamily	Added New Tasks	08/12/2020	\$289,255	\$289,255
	Discretionary	Y	114800	Dowd-Witbeck Printing Corp.	NYSDA-Use Print Materials	Added New Tasks	06/13/2017	\$470	\$5,219
	Discretionary	Y	124007	Concur Technologies, Inc.	2018-2020 Concur annual cost	New Agreement	03/01/2018	\$40,000	\$79,700
	Discretionary	Y	151289	USGS National Center MS270	Biological Recovery	New Agreement	02/12/2020	\$49,600	\$49,600
	Discretionary	Y	155980	Ensava, Inc.	CEA Db&Benchmark Tool Creation	Change in Contact Terms	07/20/2020	\$49,956	\$49,956
Discretionary	Y	156841	T-REX Group, inc.	T-Rex Analytics Platform	New Agreement	08/11/2020	\$40,000	\$40,000	

NYSERDA PERIODIC CONTRACTS APPROVAL REPORT: Anticipated Contracts - 5/16/2020 to 8/15/2020

Category	Type	Term > 1 Year	Contract ID	Contractor	Contract Description	Reason	Date	Anticipated Amount	Total Contract Amount
PCMT	Discretionary	Y	156845	Ellen Lutz Consulting, LLC	ClnHeatStatewideUtilityCoMktg	New Agreement	08/11/2020	\$200,000	\$200,000
	Discretionary	Y	157019	Bynder LLC	WebDAM Photo Library	New Agreement	08/14/2020	\$26,925	\$26,925
PGRM	Competitive	Y	37382	TRC Energy Services	Technical Review and Program S	Exercising Option to Renew	11/15/2013	\$113,425	\$3,099,569
	Competitive	Y	129293	Consolidated Edison Company	P4P Con Ed MOU and NDA	New Agreement	07/26/2018	\$8,106,666	\$8,106,666
	Competitive	Y	148806	Erie Wind LLC	CESRFP1_Tier 1 RECS	Added New Tasks	12/11/2019	\$3,421,760	\$3,421,760
	Competitive	Y	148807	Canandaigia Power Partners LLC	CESRFP1_Tier 1 RECS	Exercising Option to Renew	12/11/2019	\$43,104,630	\$43,104,630
	Competitive	Y	148808	Niagara Wind Power LLC	CESRFP1_Tier 1 RECS	Exercising Option to Renew	12/11/2019	\$6,376,580	\$6,376,580
	Competitive	Y	153425	Stillwell Energy Storage, LLC	Bulk Storage Incentive	New Agreement	04/13/2020	\$4,000,000	\$4,000,000
	Competitive	Y	153428	Groundvault Energy Storage, LLC	Bulk Storage Incentive	New Agreement	04/13/2020	\$5,000,000	\$5,000,000
	Competitive	Y	153429	Cleancar Energy Storage, LLC	Bulk Storage Incentive	New Agreement	04/13/2020	\$6,000,000	\$6,000,000
	Competitive	Y	155908	Central New York Regional Planning and	Clean Energy Communities	New Agreement	07/17/2020	\$5,300,000	\$5,300,000
	Competitive	Y	156059	Abundant Solar Power Inc.	NY Sun	Added New Tasks	07/22/2020	\$3,288,740	\$3,288,740
Grand Total								\$100,396,231	\$133,246,868

NYSERDA PERIODIC CONTRACTS APPROVAL REPORT: Section 1
Summary - 5/16/2020 to 8/15/2020

Category	Report Type	Type	Count of Contracts	Committed this period
PGRM	Program	Competitive	749	\$708,260,153
		Discretionary	3	\$114,295
		Non-Competitive	5	\$1,023,000
Total			757	\$709,397,448
Grand Total			757	\$709,397,448

**NYSERDA PERIODIC CONTRACTS REPORT - Contracts Executed or Modified
For Report Periods: June 2020 Report Period and Sep 2020 Report Period
Table: All Market Focus versus Prior Periods**

MarketFocus	Previous June 2020 Report Period		Current Sep 2020 Report Period	
	Count of Contracts	Committed this period	Count of Contracts	Committed this period
Null	1	\$154,000	2	\$48,948
Administration			1	\$15,000
Agriculture	3	\$15,244	1	\$535,000
Anaerobic Digesters			4	\$2,475,529
Building Innovation	1	\$300,000	2	\$750,000
Clean Heating and Cooling	4	\$658,500	5	\$155,462
Clean Trans (Innov & Research)	5	\$1,699,465	20	\$8,899,270
Codes	1	\$31,000	4	\$85,303
Combined Heat & Power	4	\$98,700	1	\$4,500
Commercial	66	\$8,855,440	160	\$14,939,517
Communities and Local Governme	6	\$2,950,712	7	\$993,636
Energy & EnvironmentalAnalysis	2	\$317,000	3	\$573,739
Energy Storage	19	\$9,236,400	26	\$7,817,250
Energy-Rltd Environmental Res			2	\$6,145,663
Evaluation	1	\$972,473		
Fuel Cells	1	\$862,500	1	\$1,000,000
Fuel NY			1	\$515,000
Grid Modernization	6	\$5,227,313	7	\$9,180,627
Industrial	10	\$1,755,161	26	\$8,016,854
Information Brokering	2	\$96,764		
Innovation	1	\$49,000	4	\$651,205
Large Scale Renewables	8	\$877,948,590	18	\$553,189,925
LMI	23	\$2,560,929	72	\$9,860,781
Low Income	1	\$60,000	1	\$25,050
Mkt Char & Design (Mkt Dev)	2	\$20,675	5	\$215,000
Moderate Income	1	\$60,000		
Multifamily (Mkt Rate Only)	7	\$166,921	10	\$743,173
New Construction	22	\$2,168,841	29	\$3,404,386
NY-Sun	280	\$85,119,587	393	\$109,898,429
Products			5	\$314,600
Renewables Optimization	1	\$250,000	5	\$2,953,878
REV Technical Assistance	3	\$3,896,529		


**NYSDA PERIODIC CONTRACTS REPORT - Contracts Executed or Modified
For Report Periods: June 2020 Report Period and Sep 2020 Report Period
Table: All Market Focus versus Prior Periods**

MarketFocus	Previous June 2020 Report Period		Current Sep 2020 Report Period	
	Count of Contracts	Committed this period	Count of Contracts	Committed this period
Single Family Residential			3	\$39,500
Technology to Market	9	\$1,153,942	11	\$9,020,512
Workforce Development	25	\$699,031	61	\$901,082
Grand Total	515	\$1,007,384,717	890	\$753,368,818

**NYSDA PERIODIC CONTRACTS REPORT - Contracts Executed or Modified
For Report Periods: June 2020 Report Period and Sep 2020 Report Period
Graph: All Market Focus versus Prior Periods**



NYSDA PERIODIC CONTRACTS REPORT - Contracts Executed or Modified
For All Periods: June 2020 Report Period and Sep 2020 Report Period
Graph: All Market Focus versus Prior Periods



NYSDA PERIODIC CONTRACTS REPORT - Contracts Executed or Modified
For Report Periods: June 2020 Report Period and Sep 2020 Report Period
Graph: All Market Focus versus Prior Periods



NYSERDA PERIODIC PROGRAM REPORT

5/16/2020 to 8/15/2020

Table: All Market Focus Committed this Period

MarketFocus	Count of Contracts	Committed this period
Null	2	\$48,948
Administration	1	\$15,000
Agriculture	1	\$535,000
Anaerobic Digesters	4	\$2,475,529
Building Innovation	2	\$750,000
Clean Heating and Cooling	5	\$155,462
Clean Trans (Innov & Research)	20	\$8,899,270
Codes	4	\$85,303
Combined Heat & Power	1	\$4,500
Commercial	160	\$14,939,517
Communities and Local Governme	7	\$993,636
Energy & EnvironmentalAnalysis	3	\$573,739
Energy Storage	26	\$7,817,250
Energy-Rltd Environmental Res	2	\$6,145,663
Fuel Cells	1	\$1,000,000
Fuel NY	1	\$515,000
Grid Modernization	7	\$9,180,627
Industrial	26	\$8,016,854
Innovation	4	\$651,205
Large Scale Renewables	18	\$553,189,925
LMI	72	\$9,860,781

NYSDA PERIODIC PROGRAM REPORT

5/16/2020 to 8/15/2020

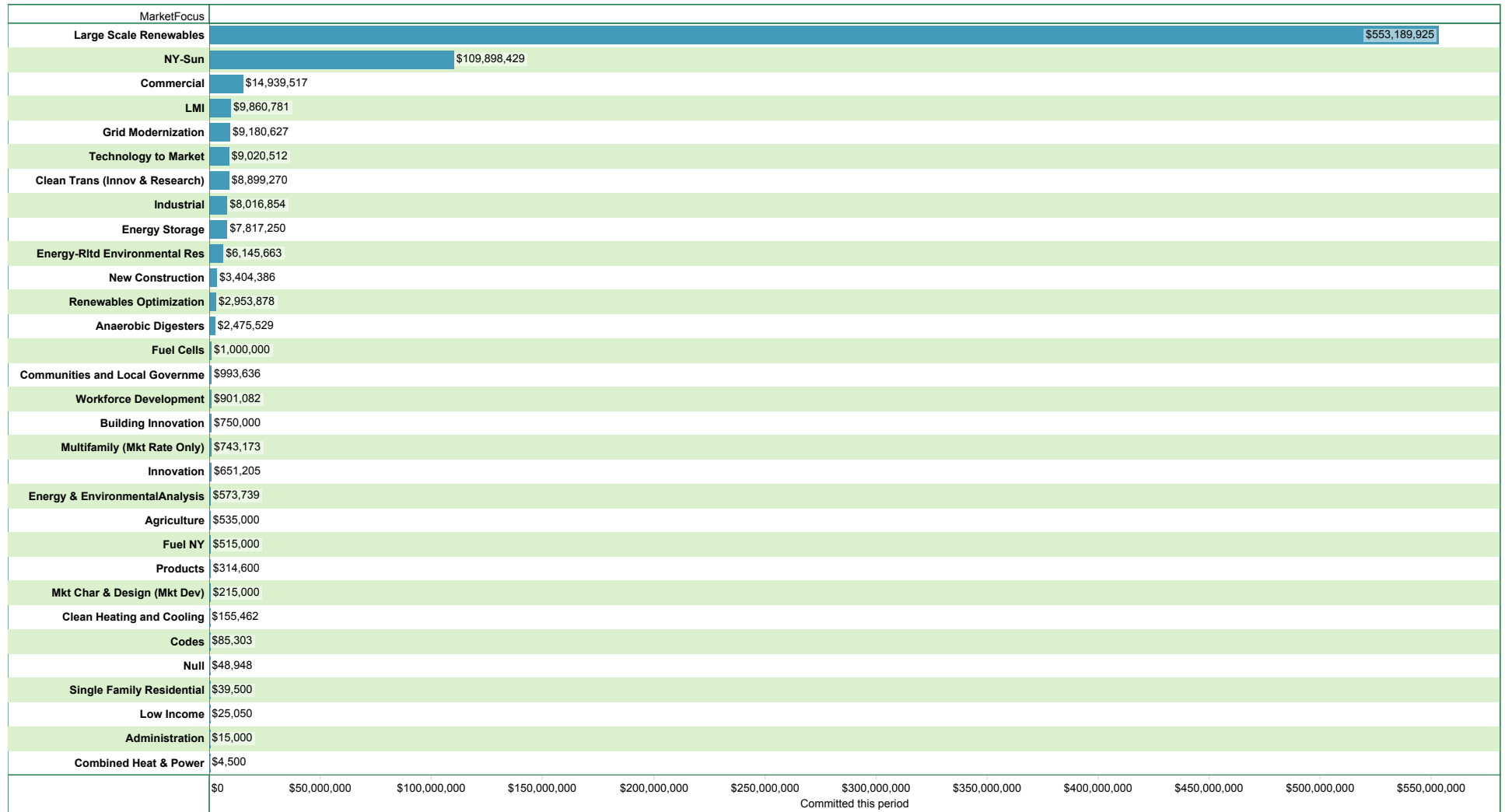
Table: All Market Focus Committed this Period

MarketFocus	Count of Contracts	Committed this period
Low Income	1	\$25,050
Mkt Char & Design (Mkt Dev)	5	\$215,000
Multifamily (Mkt Rate Only)	10	\$743,173
New Construction	29	\$3,404,386
NY-Sun	393	\$109,898,429
Products	5	\$314,600
Renewables Optimization	5	\$2,953,878
Single Family Residential	3	\$39,500
Technology to Market	11	\$9,020,512
Workforce Development	61	\$901,082
Grand Total	890	\$753,368,818

NYSDERDA PERIODIC PROGRAM REPORT

5/16/2020 to 8/15/2020

Graph: All Market Focus Committed this Period



NYSDERDA PERIODIC PROGRAM REPORT
5/16/2020 to 8/15/2020
Table: By REDC Region and County

REDC Region	County	Count of Contracts	Committed this period
Capital Region	Albany	20	\$449,469,554
	Columbia	7	\$117,642
	Greene	2	\$46,920
	Rensselaer	14	\$1,457,851
	Saratoga	9	\$1,601,454
	Schenectady	17	\$1,207,299
	Warren	2	\$13,888
	Washington	1	\$184,076
	Total	72	\$454,098,684
Central New York	Cayuga	8	\$20,413,935
	Madison	2	\$834,499
	Onondaga	22	\$10,246,830
	Oswego	9	\$5,450,774
	Wayne	1	\$16,200
	Total	42	\$36,962,238
Finger Lakes	Genesee	4	\$126,976
	Livingston	8	\$58,494
	Monroe	29	\$2,366,956
	Ontario	15	\$17,896,644
	Orleans	4	\$3,297,376
	Seneca	2	\$85,200

NYSERDA PERIODIC PROGRAM REPORT
5/16/2020 to 8/15/2020
Table: By REDC Region and County

REDC Region	County	Count of Contracts	Committed this period
Finger Lakes	Wayne	7	\$1,697,241
	Wyoming	3	\$19,420,610
	Yates	1	\$6,720
	Total	73	\$44,956,216
Long Island	Nassau	16	\$836,850
	Suffolk	14	\$2,156,340
	Total	30	\$2,993,190
Mid-Hudson	Dutchess	13	\$777,688
	Orange	30	\$21,425,179
	Putnam	3	\$235,224
	Rockland	14	\$168,478
	Sullivan	5	\$607,238
	Ulster	21	\$2,696,584
	Westchester	55	\$11,528,400
	Total	141	\$37,438,792
Mohawk Valley	Herkimer	2	\$15,464,523
	Montgomery	3	\$1,753,801
	Oneida	19	\$23,658,388
	Otsego	3	\$37,688
	Total	27	\$40,914,400
New York City	Bronx	35	\$6,616,034

NYSERDA PERIODIC PROGRAM REPORT
5/16/2020 to 8/15/2020
Table: By REDC Region and County

REDC Region	County	Count of Contracts	Committed this period
New York City	Kings	64	\$8,215,061
	New York	188	\$12,232,263
	Queens	36	\$12,382,129
	Richmond	6	\$1,101,547
	Total	329	\$40,547,035
North Country	Clinton	3	\$3,257,735
	Essex	1	\$11,520
	Jefferson	3	\$1,481,587
	Lewis	4	\$1,902,815
	St. Lawrence	6	\$6,770,300
	Total	17	\$13,423,957
Southern Tier	Broome	8	\$238,595
	Chemung	3	\$159,347
	Chenango	1	\$5,376
	Delaware	2	\$1,672,465
	Schuyler	3	\$1,521,816
	Steuben	2	\$178,064
	Tompkins	12	\$2,118,129
	Total	31	\$5,893,792
Statewide	STATEWIDE	96	\$70,581,847
	Total	96	\$70,581,847

NYSERDA PERIODIC PROGRAM REPORT
5/16/2020 to 8/15/2020
Table: By REDC Region and County

REDC Region	County	Count of Contracts	Committed this period
Western New York	Allegany	5	\$1,232,499
	Cattaraugus	1	\$16,800
	Erie	18	\$1,407,906
	Niagara	9	\$2,901,462
	Total	33	\$5,558,666
Grand Total		891	\$753,368,818

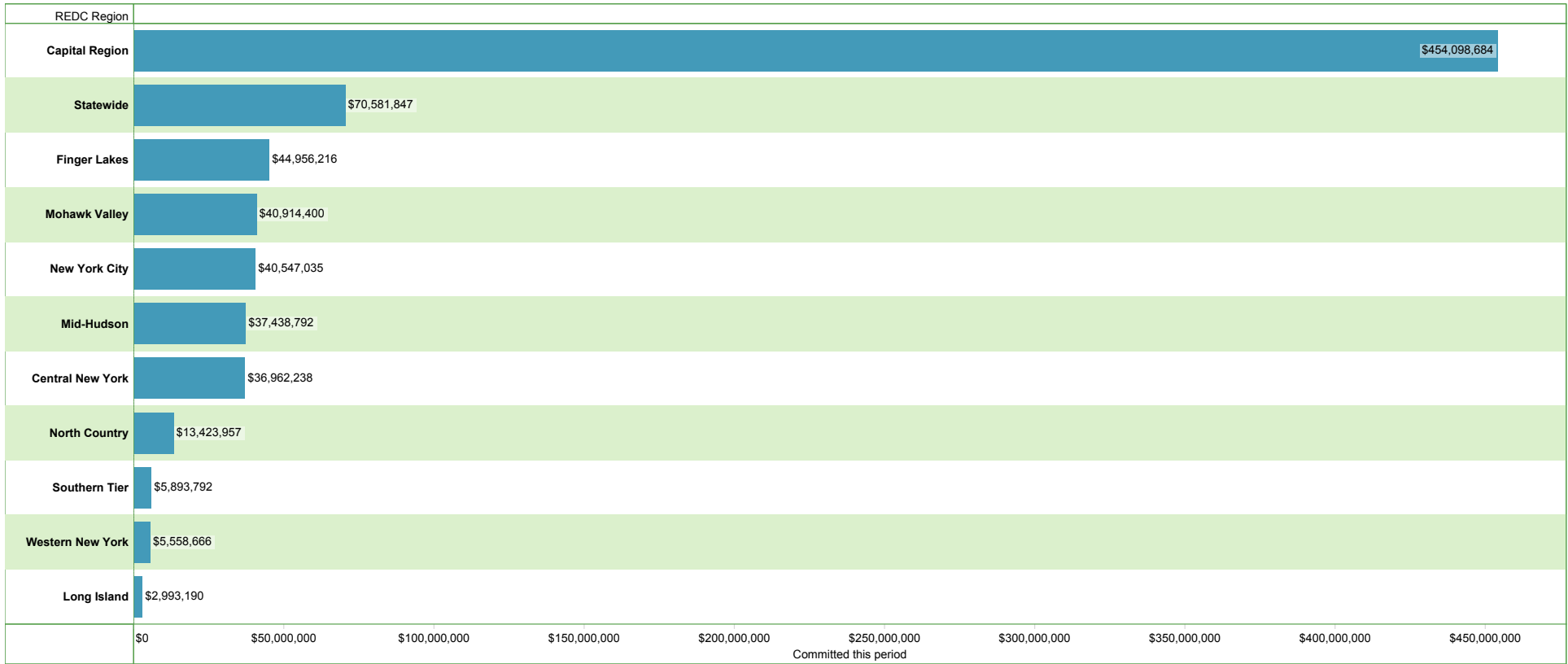
NYSERDA PERIODIC PROGRAM REPORT
5/16/2020 to 8/15/2020
Table: By Electric Utility

Electric Utility	Count of Contracts	Committed this period
AKRON	1	\$78,840
Central Hudson Gas and Electric	47	\$3,973,557
Consolidated Edison	368	\$52,005,638
Long Island Power Authority	30	\$2,993,190
Municipal Utilities	4	\$1,530,216
National Grid	180	\$527,700,931
NYS Electric and Gas	82	\$68,200,482
Orange and Rockland Utilities	32	\$20,932,703
Rochester Gas and Electric	38	\$5,371,414
Statewide	96	\$70,581,847
Grand Total	878	\$753,368,818

NYSDA PERIODIC PROGRAM REPORT

5/16/2020 to 8/15/2020

Graph: By REDC Region



Section 1 Summary - Percentages

% Contract Counts Competitively

% of \$Committed this period Competitively

99.34%	99.86%
--------	--------